

Retail Opportunity Profile



1126 S Hampton Rd, Dallas, TX 75208-7706 | Tuesday, April 19, 2022

This paper is a product of TractIQ, Social Explorer Inc.

TractIQ
Subsidiary of Social Explorer Inc.
tractiq@tractiq.com

Copyright © 2022 TractIQ

All rights reserved. No part of this publication may be
uploaded or posted online without the prior written
permission of the authors.

Prepared on Tuesday, April 19, 2022

TABLE OF CONTENTS

Motor Vehicle and Parts Dealers	1
New Car Dealers	1
Used Car Dealers	1
Recreational Vehicle Dealers	2
Motorcycle and Boat Dealers	2
Auto Parts and Accessories	3
Tire Dealers	3
Furniture and Home Furnishing Stores	4
Furniture Stores	4
Floor Covering Stores	4
Other Home Furnishing Stores	5
Appliances and Electronics Stores	6
Appliances and Electronics Stores	6
Building Material and Garden Equipment and Supplies Dealers	7
Home Centers	7
Paint and Wallpaper Stores	7
Hardware Stores	8
Other Building Materials Stores	8
Outdoor Power Equipment Stores	9
Nursery and Garden Stores	9
Food and Beverage Stores	10
Grocery Stores	10
Convenience Stores	10

Meat Markets	11
Fish and Seafood Markets	11
Fruit and Vegetable Markets	12
Other Specialty Food Markets	12
Liquor Stores	13
Health and Personal Care Stores	14
Pharmacy and Drug Stores	14
Cosmetics and Beauty Stores	14
Optical Goods Stores	15
Other Health and Personal Care Stores	15
Gasoline Stations	16
Gasoline Stations	16
Clothing and Clothing Accessories Stores	17
Men's Clothing Stores	17
Women's Clothing Stores	17
Children's and Infants' Clothing Stores	18
Family Clothing Stores	18
Clothing Accessory Stores	19
Other Apparel Stores	19
Shoe Stores	20
Jewelry Stores	20
Luggage Stores	21
Sporting Goods, Hobby, Book and Music Stores	22
Sporting Goods Stores	22
Hobby, Toy, and Game Stores	22

Sewing and Needlecraft Stores	23
Musical Instrument Stores	23
Book Stores	24
General Merchandise Stores	25
Department Stores	25
Warehouse Superstores	25
Other General Merchandise Stores	26
Miscellaneous Store Retailers	27
Florists	27
Office and Stationery Stores	27
Gift and Souvenir Stores	28
Used Merchandise Stores	28
Pet and Pet Supply Stores	29
Art Dealers	29
Mobile Home Dealers	30
Other Miscellaneous Retail Stores	30
Nonstore Retailers	31
Mail Order and Catalog Stores	31
Vending Machines	31
Fuel Dealers	32
Other Direct Selling Establishments	32
Accommodation Services	33
Hotels and Other Travel Accommodations	33
RV Parks	33
Rooming and Boarding Houses	34

Food Services and Drinking Places	35
Full Service Restaurants	35
Limited Service Restaurants	35
Special Food Services and Catering	36
Drinking Places	36



RETAIL OPPORTUNITY PROFILE

1 mile

3 miles

5 miles

NAICS:441

6 Industries

Motor Vehicle and Parts Dealers

NAICS:44111

1/6

New Car Dealers

Leakage/Surplus Factor



Retail Gap \$18,523,623

Retail Potential \$31,924,839

Retail Sales \$13,401,216

No. of Businesses in the Area 6

No. of Employees 24

Leakage/Surplus Factor



Retail Gap \$14,856,296


Retail Potential \$195,772,711

Retail Sales \$180,916,416

No. of Businesses in the Area 54

No. of Employees 324

Leakage/Surplus Factor



Retail Gap \$36,746,853

Retail Potential \$409,188,980

Retail Sales \$372,442,128

No. of Businesses in the Area 119

No. of Employees 667

NAICS:44112

2/6

Used Car Dealers

Leakage/Surplus Factor



Retail Gap \$3,299,704


Retail Potential \$3,299,704

Retail Sales \$0

No. of Businesses in the Area 0

No. of Employees 0

Leakage/Surplus Factor



Retail Gap -\$24,375,523

Retail Potential \$20,209,041

Retail Sales \$44,584,559

No. of Businesses in the Area 43

No. of Employees 118

Leakage/Surplus Factor



Retail Gap -\$66,223,706

Retail Potential \$42,215,019

Retail Sales \$108,438,719

No. of Businesses in the Area 84

No. of Employees 287



RETAIL OPPORTUNITY PROFILE

1 mile

3 miles

5 miles

NAICS:441

6 Industries

Motor Vehicle and Parts Dealers

NAICS:44121

3/6

Recreational Vehicle Dealers

Leakage/Surplus Factor

100

Retail Gap

\$650,631

Retail Potential

\$650,631

Retail Sales

\$0

No. of Businesses in the Area

0

No. of Employees

0

Leakage/Surplus Factor

100

Retail Gap

\$4,001,509

Retail Potential

\$4,001,509

Retail Sales

\$0

No. of Businesses in the Area

0

No. of Employees

0

Leakage/Surplus Factor

41

Retail Gap

\$4,807,110

Retail Potential

\$8,301,728

Retail Sales

\$3,494,618

No. of Businesses in the Area

2

No. of Employees

9

NAICS:44122

4/6

Motorcycle and Boat Dealers

Leakage/Surplus Factor

100

Retail Gap

\$1,425,125

Retail Potential

\$1,425,125

Retail Sales

\$0

No. of Businesses in the Area

0

No. of Employees

0

Leakage/Surplus Factor

53

Retail Gap

\$6,048,807

Retail Potential

\$8,761,706

Retail Sales

\$2,712,899

No. of Businesses in the Area

6

No. of Employees

12

Leakage/Surplus Factor

-27

Retail Gap

-\$13,405,929

Retail Potential

\$18,244,546

Retail Sales

\$31,650,476

No. of Businesses in the Area

26

No. of Employees

140



RETAIL OPPORTUNITY PROFILE

1 mile

3 miles

5 miles

NAICS:441

6 Industries

Motor Vehicle and Parts Dealers

NAICS:44131

5/6

Auto Parts and Accessories

Leakage/Surplus Factor

100

Retail Gap

\$2,552,887

Leakage/Surplus Factor

-51

Retail Gap

-\$32,834,293

Leakage/Surplus Factor

-39

Retail Gap

-\$42,337,637

Retail Potential \$2,552,887

Retail Sales \$0

Retail Potential \$15,829,893

Retail Sales \$48,664,187

Retail Potential \$33,276,653

Retail Sales \$75,614,291

No. of Businesses in the Area 0

No. of Businesses in the Area 23

No. of Businesses in the Area 43

No. of Employees 0

No. of Employees 316

No. of Employees 491

NAICS:44132

6/6

Tire Dealers

Leakage/Surplus Factor

66

Retail Gap

\$1,352,755

Leakage/Surplus Factor

-14

Retail Gap

-\$3,498,291

Leakage/Surplus Factor

-31

Retail Gap

-\$19,985,030

Retail Potential \$1,704,490

Retail Sales \$351,735

Retail Potential \$10,571,106

Retail Sales \$14,069,397

Retail Potential \$22,223,164

Retail Sales \$42,208,193

No. of Businesses in the Area 1

No. of Businesses in the Area 24

No. of Businesses in the Area 41

No. of Employees 2

No. of Employees 80

No. of Employees 240



RETAIL OPPORTUNITY PROFILE

1 mile

3 miles

5 miles

NAICS:442

3 Industries

Furniture and Home Furnishing Stores

NAICS:44211

1/3

Furniture Stores

Leakage/Surplus Factor

Leakage/Surplus Factor

Leakage/Surplus Factor

36

-19

-41

Retail Gap \$1,493,629

Retail Gap -\$8,089,340

Retail Gap -\$50,076,418

Retail Potential \$2,803,807

Retail Potential \$17,459,119

Retail Potential \$36,613,648

Retail Sales \$1,310,178

Retail Sales \$25,548,459

Retail Sales \$86,690,069

No. of Businesses in the Area 3

No. of Businesses in the Area 16

No. of Businesses in the Area 74

No. of Employees 6

No. of Employees 117

No. of Employees 397

NAICS:44221

2/3

Floor Covering Stores

Leakage/Surplus Factor

Leakage/Surplus Factor

Leakage/Surplus Factor

100

53

-18

Retail Gap \$471,214

Retail Gap \$2,014,887

Retail Gap -\$2,604,445

Retail Potential \$471,214

Retail Potential \$2,897,500

Retail Potential \$6,025,549

Retail Sales \$0

Retail Sales \$882,613

Retail Sales \$8,629,993

No. of Businesses in the Area 0

No. of Businesses in the Area 1

No. of Businesses in the Area 31

No. of Employees 0

No. of Employees 9

No. of Employees 88



RETAIL OPPORTUNITY PROFILE

1 mile

3 miles

5 miles

NAICS:442

3 Industries

Furniture and Home Furnishing Stores

NAICS:44229

3/3

Other Home Furnishing Stores

Leakage/Surplus Factor



Retail Gap \$1,278,807

Leakage/Surplus Factor



Retail Gap \$5,403,440

Leakage/Surplus Factor



Retail Gap -\$141,608,822

Retail Potential \$1,278,807

Retail Sales \$0

Retail Potential \$7,935,719

Retail Sales \$2,532,279

Retail Potential \$16,658,634

Retail Sales \$158,267,449

No. of Businesses in the Area 0

No. of Employees 0

No. of Businesses in the Area 1

No. of Employees 4

No. of Businesses in the Area 6

No. of Employees 250



RETAIL OPPORTUNITY PROFILE

1 mile

3 miles

5 miles

NAICS:443

1 Industries

Appliances and Electronics Stores

NAICS:44311

1/1

Appliances and Electronics Stores

Leakage/Surplus Factor



Retail Gap \$3,167,698

Retail Potential \$3,483,800

Retail Sales \$316,102

Leakage/Surplus Factor




Retail Gap \$17,802,697

Retail Potential \$21,595,923

Retail Sales \$3,793,224

Leakage/Surplus Factor



Retail Gap -\$6,409,338

Retail Potential \$45,273,366

Retail Sales \$51,682,700

No. of Businesses in the Area 1

No. of Employees 2

No. of Businesses in the Area 7

No. of Employees 24

No. of Businesses in the Area 45

No. of Employees 327



RETAIL OPPORTUNITY PROFILE

1 mile

3 miles

5 miles

NAICS:444

6 Industries

Building Material and Garden Equipment and Supplies Dealers

NAICS:44411

1/6

Home Centers

Leakage/Surplus Factor

62

Leakage/Surplus Factor

18

Leakage/Surplus Factor

-18

Retail Gap \$4,044,058

Retail Gap \$9,894,512

Retail Gap -\$29,447,049

Retail Potential \$5,268,490

Retail Potential \$32,405,229

Retail Potential \$67,565,668

Retail Sales \$1,224,432

Retail Sales \$22,510,717

Retail Sales \$97,012,717

No. of Businesses in the Area 4

No. of Businesses in the Area 13

No. of Businesses in the Area 82

No. of Employees 13

No. of Employees 239

No. of Employees 1,030

NAICS:44412

2/6

Paint and Wallpaper Stores

Leakage/Surplus Factor

100

Leakage/Surplus Factor

25

Leakage/Surplus Factor

32

Retail Gap \$382,381

Retail Gap \$942,908

Retail Gap \$2,373,056

Retail Potential \$382,381

Retail Potential \$2,331,016

Retail Potential \$4,840,803

Retail Sales \$0

Retail Sales \$1,388,108

Retail Sales \$2,467,747

No. of Businesses in the Area 0

No. of Businesses in the Area 3

No. of Businesses in the Area 5

No. of Employees 0

No. of Employees 9

No. of Employees 16



RETAIL OPPORTUNITY PROFILE

1 mile

3 miles

5 miles

NAICS:444

6 Industries

Building Material and Garden Equipment and Supplies Dealers

NAICS:44413

3/6

Hardware Stores

Leakage/Surplus Factor

100

Leakage/Surplus Factor

86

Leakage/Surplus Factor

49

Retail Gap \$484,752

Retail Gap \$2,757,665

Retail Gap \$4,091,735

Retail Potential \$484,752

Retail Potential \$2,990,513

Retail Potential \$6,245,579

Retail Sales \$0

Retail Sales \$232,848

Retail Sales \$2,153,844

No. of Businesses in the Area 0

No. of Businesses in the Area 2

No. of Businesses in the Area 10

No. of Employees 0

No. of Employees 4

No. of Employees 37

NAICS:44419

4/6

Other Building Materials Stores

Leakage/Surplus Factor

100

Leakage/Surplus Factor

70

Leakage/Surplus Factor

10

Retail Gap \$3,709,249

Retail Gap \$18,806,344

Retail Gap \$8,395,174

Retail Potential \$3,709,249

Retail Potential \$22,765,923

Retail Potential \$47,425,315

Retail Sales \$0

Retail Sales \$3,959,579

Retail Sales \$39,030,141

No. of Businesses in the Area 0

No. of Businesses in the Area 3

No. of Businesses in the Area 18

No. of Employees 0

No. of Employees 7

No. of Employees 69



RETAIL OPPORTUNITY PROFILE

1 mile

3 miles

5 miles

NAICS:444

6 Industries

Building Material and Garden Equipment and Supplies Dealers

NAICS:44421

5/6

Outdoor Power Equipment Stores

Leakage/Surplus Factor

100

Retail Gap

\$177,363

Leakage/Surplus Factor

100

Retail Gap

\$1,097,665

Leakage/Surplus Factor

100

Retail Gap

\$2,288,128

Retail Potential

\$177,363

Retail Sales

\$0

Retail Potential

\$1,097,665

Retail Sales

\$0

Retail Potential

\$2,288,128

Retail Sales

\$0

No. of Businesses in the Area

0

No. of Businesses in the Area

0

No. of Businesses in the Area

0

No. of Employees

0

No. of Employees

0

No. of Employees

0

NAICS:44422

6/6

Nursery and Garden Stores

Leakage/Surplus Factor

100

Retail Gap

\$1,160,538

Leakage/Surplus Factor

100

Retail Gap

\$7,172,042

Leakage/Surplus Factor

51

Retail Gap

\$10,077,700

Retail Potential

\$1,160,538

Retail Sales

\$0

Retail Potential

\$7,172,042

Retail Sales

\$0

Retail Potential

\$14,957,095

Retail Sales

\$4,879,395

No. of Businesses in the Area

0

No. of Businesses in the Area

0

No. of Businesses in the Area

5

No. of Employees

0

No. of Employees

0

No. of Employees

24



RETAIL OPPORTUNITY PROFILE

1 mile

3 miles

5 miles

NAICS:445

7 Industries

Food and Beverage Stores

NAICS:44511

1/7

Grocery Stores

Leakage/Surplus Factor

74

Leakage/Surplus Factor

-19

Leakage/Surplus Factor

1

Retail Gap \$23,700,710

Retail Gap -\$82,387,277

Retail Gap \$6,162,343

Retail Potential \$27,941,439

Retail Potential \$173,646,715

Retail Potential \$364,768,961

Retail Sales \$4,240,729

Retail Sales \$256,033,991

Retail Sales \$358,606,617

No. of Businesses in the Area 6

No. of Businesses in the Area 39

No. of Businesses in the Area 101

No. of Employees 16

No. of Employees 966

No. of Employees 1,353

NAICS:44512

2/7

Convenience Stores

Leakage/Surplus Factor

-16

Leakage/Surplus Factor

-36

Leakage/Surplus Factor

-43

Retail Gap -\$407,590

Retail Gap -\$7,573,075

Retail Gap -\$21,043,953

Retail Potential \$1,082,265

Retail Potential \$6,742,474

Retail Potential \$14,194,318

Retail Sales \$1,489,855

Retail Sales \$14,315,549

Retail Sales \$35,238,272

No. of Businesses in the Area 5

No. of Businesses in the Area 40

No. of Businesses in the Area 86

No. of Employees 23

No. of Employees 221

No. of Employees 544



RETAIL OPPORTUNITY PROFILE

1 mile

3 miles

5 miles

NAICS:445

7 Industries

Food and Beverage Stores

NAICS:44521

3/7

Meat Markets

Leakage/Surplus Factor

2

Retail Gap

\$15,509

Leakage/Surplus Factor

-78

Retail Gap

-\$14,493,000

Leakage/Surplus Factor

-71

Retail Gap

-\$20,233,270

Retail Potential

\$320,931

Retail Potential

\$1,999,772

Retail Potential

\$4,200,466

Retail Sales

\$305,422

Retail Sales

\$16,492,772

Retail Sales

\$24,433,735

No. of Businesses in the Area

1

No. of Businesses in the Area

5

No. of Businesses in the Area

13

No. of Employees

4

No. of Employees

216

No. of Employees

320

NAICS:44522

4/7

Fish and Seafood Markets

Leakage/Surplus Factor

100

Retail Gap

\$116,967

Leakage/Surplus Factor

100

Retail Gap

\$728,950

Leakage/Surplus Factor

-26

Retail Gap

-\$1,076,236

Retail Potential

\$116,967

Retail Potential

\$728,950

Retail Potential

\$1,528,825

Retail Sales

\$0

Retail Sales

\$0

Retail Sales

\$2,605,061

No. of Businesses in the Area

0

No. of Businesses in the Area

0

No. of Businesses in the Area

5

No. of Employees

0

No. of Employees

0

No. of Employees

30



RETAIL OPPORTUNITY PROFILE

1 mile

3 miles

5 miles

NAICS:445

7 Industries

Food and Beverage Stores

NAICS:44523

5/7

Fruit and Vegetable Markets

Leakage/Surplus Factor

100

Retail Gap

\$196,080

Leakage/Surplus Factor

-23

Retail Gap

-\$723,840

Leakage/Surplus Factor

-82

Retail Gap

-\$23,600,737

Retail Potential \$196,080

Retail Sales \$0

Retail Potential \$1,213,160

Retail Sales \$1,937,000

Retail Potential \$2,548,763

Retail Sales \$26,149,500

No. of Businesses in the Area 0

No. of Businesses in the Area 2

No. of Businesses in the Area 3

No. of Employees 0

No. of Employees 4

No. of Employees 54

NAICS:44529

6/7

Other Specialty Food Markets

Leakage/Surplus Factor

85

Retail Gap

\$308,901

Leakage/Surplus Factor

17

Retail Gap

\$618,696

Leakage/Surplus Factor

-15

Retail Gap

-\$1,562,855

Retail Potential \$336,756

Retail Sales \$27,855

Retail Potential \$2,094,989

Retail Sales \$1,476,293

Retail Potential \$4,398,026

Retail Sales \$5,960,881

No. of Businesses in the Area 1

No. of Businesses in the Area 21

No. of Businesses in the Area 55

No. of Employees 1

No. of Employees 53

No. of Employees 214



RETAIL OPPORTUNITY PROFILE

1 mile

3 miles

5 miles

NAICS:445

7 Industries

Food and Beverage Stores

NAICS:44531

7/7

Liquor Stores

Leakage/Surplus Factor

54

Leakage/Surplus Factor

58

Leakage/Surplus Factor

25

Retail Gap \$863,341

Retail Gap \$5,683,847

Retail Gap \$6,490,649

Retail Potential \$1,235,066

Retail Potential \$7,728,335

Retail Potential \$16,341,365

Retail Sales \$371,725

Retail Sales \$2,044,488

Retail Sales \$9,850,716

No. of Businesses in the Area 1

No. of Businesses in the Area 3

No. of Businesses in the Area 17

No. of Employees 2

No. of Employees 11

No. of Employees 53



RETAIL OPPORTUNITY PROFILE

1 mile

3 miles

5 miles

NAICS:446

4 Industries

Health and Personal Care Stores

NAICS:44611

1/4

Pharmacy and Drug Stores

Leakage/Surplus Factor

-7

Retail Gap

-\$896,967

Leakage/Surplus Factor

-3

Retail Gap

-\$2,188,468

Leakage/Surplus Factor

10

Retail Gap

\$14,934,278

Retail Potential \$6,284,491

Retail Sales \$7,181,458

Retail Potential \$39,138,790

Retail Sales \$41,327,258

Retail Potential \$82,412,882

Retail Sales \$67,478,604

No. of Businesses in the Area 2

No. of Employees 53

No. of Businesses in the Area 26

No. of Employees 305

No. of Businesses in the Area 53

No. of Employees 498

NAICS:44612

2/4

Cosmetics and Beauty Stores

Leakage/Surplus Factor

100

Retail Gap

\$366,134

Leakage/Surplus Factor

28

Retail Gap

\$1,009,260

Leakage/Surplus Factor

34

Retail Gap

\$2,445,730

Retail Potential \$366,134

Retail Sales \$0

Retail Potential \$2,280,700

Retail Sales \$1,271,440

Retail Potential \$4,806,975

Retail Sales \$2,361,245

No. of Businesses in the Area 0

No. of Employees 0

No. of Businesses in the Area 7

No. of Employees 28

No. of Businesses in the Area 16

No. of Employees 52



RETAIL OPPORTUNITY PROFILE

1 mile

3 miles

5 miles

NAICS:446

4 Industries

Health and Personal Care Stores

NAICS:44613

3/4

Optical Goods Stores

Leakage/Surplus Factor

100

Retail Gap

\$415,697

Leakage/Surplus Factor

60

Retail Gap

\$1,931,615

Leakage/Surplus Factor

48

Retail Gap

\$3,523,313

Retail Potential \$415,697

Retail Sales \$0

Retail Potential \$2,585,933

Retail Sales \$654,318

Retail Potential \$5,439,527

Retail Sales \$1,916,214

No. of Businesses in the Area 0

No. of Businesses in the Area 5

No. of Businesses in the Area 13

No. of Employees 0

No. of Employees 14

No. of Employees 41

NAICS:44619

4/4

Other Health and Personal Care Stores

Leakage/Surplus Factor

27

Retail Gap

\$184,922

Leakage/Surplus Factor

83

Retail Gap

\$2,430,322

Leakage/Surplus Factor

59

Retail Gap

\$4,163,654

Retail Potential \$429,680

Retail Sales \$244,758

Retail Potential \$2,675,080

Retail Sales \$244,758

Retail Potential \$5,632,202

Retail Sales \$1,468,548

No. of Businesses in the Area 1

No. of Businesses in the Area 1

No. of Businesses in the Area 5

No. of Employees 2

No. of Employees 2

No. of Employees 12



RETAIL OPPORTUNITY PROFILE

1 mile

3 miles

5 miles

NAICS:447

1 Industries

Gasoline Stations

NAICS:44719

1/1

Gasoline Stations

Leakage/Surplus Factor



Retail Gap	\$18,780,094

Retail Potential	\$23,121,246

Retail Sales	\$4,341,152

Leakage/Surplus Factor



Retail Gap	\$78,945,953


Retail Potential	\$142,616,182

Retail Sales	\$63,670,232

No. of Businesses in the Area	9

No. of Employees	44

Leakage/Surplus Factor



Retail Gap	\$66,829,914

Retail Potential	\$298,358,024

Retail Sales	\$231,528,115

No. of Businesses in the Area	32

No. of Employees	160



RETAIL OPPORTUNITY PROFILE

1 mile

3 miles

5 miles

NAICS:448

9 Industries

Clothing and Clothing Accessories Stores

NAICS:44811

1/9

Men's Clothing Stores

Leakage/Surplus Factor

100

Leakage/Surplus Factor

28

Leakage/Surplus Factor

-3

Retail Gap \$331,403

Retail Gap \$908,171

Retail Gap -\$233,499

Retail Potential \$331,403

Retail Potential \$2,080,783

Retail Potential \$4,387,973

Retail Sales \$0

Retail Sales \$1,172,612

Retail Sales \$4,621,472

No. of Businesses in the Area 0

No. of Businesses in the Area 4

No. of Businesses in the Area 19

No. of Employees 0

No. of Employees 17

No. of Employees 67

NAICS:44812

2/9

Women's Clothing Stores

Leakage/Surplus Factor

5

Leakage/Surplus Factor

-1

Leakage/Surplus Factor

-27

Retail Gap \$147,240

Retail Gap -\$223,633

Retail Gap -\$14,174,948

Retail Potential \$1,437,301

Retail Potential \$8,991,080

Retail Potential \$18,905,871

Retail Sales \$1,290,061

Retail Sales \$9,214,713

Retail Sales \$33,080,819

No. of Businesses in the Area 7

No. of Businesses in the Area 35

No. of Businesses in the Area 101

No. of Employees 14

No. of Employees 100

No. of Employees 359



RETAIL OPPORTUNITY PROFILE

1 mile

3 miles

5 miles

NAICS:448

9 Industries

Clothing and Clothing Accessories Stores

NAICS:44813

3/9

Children's and Infants' Clothing Stores

Leakage/Surplus Factor



Retail Gap \$660,422

Retail Potential \$660,422

Retail Sales \$0

No. of Businesses in the Area 0

No. of Employees 0

Leakage/Surplus Factor



Retail Gap \$4,090,989

Retail Potential \$4,090,989

Retail Sales \$0

No. of Businesses in the Area 0

No. of Employees 0

Leakage/Surplus Factor



Retail Gap \$5,340,571

Retail Potential \$8,492,001

Retail Sales \$3,151,430

No. of Businesses in the Area 3

No. of Employees 12

NAICS:44814

4/9

Family Clothing Stores

Leakage/Surplus Factor



Retail Gap \$2,930,002


Retail Potential \$3,887,619

Retail Sales \$957,617

No. of Businesses in the Area 1

No. of Employees 4

Leakage/Surplus Factor



Retail Gap -\$6,877,053


Retail Potential \$24,245,489

Retail Sales \$31,122,542

No. of Businesses in the Area 11

No. of Employees 130

Leakage/Surplus Factor



Retail Gap -\$6,572,087

Retail Potential \$50,884,914

Retail Sales \$57,457,002

No. of Businesses in the Area 23

No. of Employees 240



RETAIL OPPORTUNITY PROFILE

1 mile

3 miles

5 miles

NAICS:448

9 Industries

Clothing and Clothing Accessories Stores

NAICS:44815

5/9

Clothing Accessory Stores

Leakage/Surplus Factor

100

Retail Gap

\$306,597

Leakage/Surplus Factor

-28

Retail Gap

-\$1,492,455

Leakage/Surplus Factor

-35

Retail Gap

-\$4,426,040

Retail Potential \$306,597

Retail Sales \$0

Retail Potential \$1,922,842

Retail Sales \$3,415,297

Retail Potential \$4,043,896

Retail Sales \$8,469,936

No. of Businesses in the Area 0

No. of Employees 0

No. of Businesses in the Area 5

No. of Employees 25

No. of Businesses in the Area 14

No. of Employees 62

NAICS:44819

6/9

Other Apparel Stores

Leakage/Surplus Factor

100

Retail Gap

\$470,421

Leakage/Surplus Factor

56

Retail Gap

\$2,100,926

Leakage/Surplus Factor

-38

Retail Gap

-\$7,589,507

Retail Potential \$470,421

Retail Sales \$0

Retail Potential \$2,939,083

Retail Sales \$838,157

Retail Potential \$6,170,244

Retail Sales \$13,759,751

No. of Businesses in the Area 0

No. of Employees 0

No. of Businesses in the Area 7

No. of Employees 12

No. of Businesses in the Area 28

No. of Employees 197



RETAIL OPPORTUNITY PROFILE

1 mile

3 miles

5 miles

NAICS:448

9 Industries

Clothing and Clothing Accessories Stores

NAICS:44821

7/9

Shoe Stores

Leakage/Surplus Factor

100

Retail Gap

\$1,617,479

Leakage/Surplus Factor

-12

Retail Gap

-\$2,857,822

Leakage/Surplus Factor

-41

Retail Gap

-\$29,068,929

Retail Potential \$1,617,479

Retail Sales \$0

Retail Potential \$10,060,461

Retail Sales \$12,918,281

Retail Potential \$21,113,632

Retail Sales \$50,182,555

No. of Businesses in the Area 0

No. of Businesses in the Area 8

No. of Businesses in the Area 21

No. of Employees 0

No. of Employees 52

No. of Employees 202

NAICS:44831

8/9

Jewelry Stores

Leakage/Surplus Factor

100

Retail Gap

\$719,892

Leakage/Surplus Factor

73

Retail Gap

\$3,873,435

Leakage/Surplus Factor

-30

Retail Gap

-\$8,464,092

Retail Potential \$719,892

Retail Sales \$0

Retail Potential \$4,600,191

Retail Sales \$726,756

Retail Potential \$9,704,798

Retail Sales \$18,168,890

No. of Businesses in the Area 0

No. of Businesses in the Area 1

No. of Businesses in the Area 10

No. of Employees 0

No. of Employees 1

No. of Employees 25



RETAIL OPPORTUNITY PROFILE

1 mile

3 miles

5 miles

NAICS:448

9 Industries

Clothing and Clothing Accessories Stores

NAICS:44832

9/9

Luggage Stores

Leakage/Surplus Factor



Retail Gap \$58,773

Retail Potential \$58,773

Retail Sales \$0

No. of Businesses in the Area 0

No. of Employees 0

Leakage/Surplus Factor



Retail Gap \$367,996

Retail Potential \$367,996

Retail Sales \$0

No. of Businesses in the Area 0

No. of Employees 0

Leakage/Surplus Factor



Retail Gap -\$1,034,459

Retail Potential \$771,881

Retail Sales \$1,806,340

No. of Businesses in the Area 1

No. of Employees 15



RETAIL OPPORTUNITY PROFILE

1 mile

3 miles

5 miles

NAICS:451

5 Industries

Sporting Goods, Hobby, Book and Music Stores

NAICS:45111

1/5

Sporting Goods Stores

Leakage/Surplus Factor

100

Retail Gap

\$1,924,058

Leakage/Surplus Factor

48

Retail Gap

\$7,715,700

Leakage/Surplus Factor

15

Retail Gap

\$6,413,736

Retail Potential \$1,924,058

Retail Sales \$0

Retail Potential \$11,878,528

Retail Sales \$4,162,828

Retail Potential \$24,730,182

Retail Sales \$18,316,445

No. of Businesses in the Area 0

No. of Businesses in the Area 5

No. of Businesses in the Area 18

No. of Employees 0

No. of Employees 20

No. of Employees 88

NAICS:45112

2/5

Hobby, Toy, and Game Stores

Leakage/Surplus Factor

100

Retail Gap

\$567,273

Leakage/Surplus Factor

42

Retail Gap

\$2,091,461

Leakage/Surplus Factor

48

Retail Gap

\$4,796,324

Retail Potential \$567,273

Retail Sales \$0

Retail Potential \$3,524,412

Retail Sales \$1,432,951

Retail Potential \$7,375,636

Retail Sales \$2,579,312

No. of Businesses in the Area 0

No. of Businesses in the Area 4

No. of Businesses in the Area 6

No. of Employees 0

No. of Employees 15

No. of Employees 27



RETAIL OPPORTUNITY PROFILE

1 mile

3 miles

5 miles

NAICS:451

5 Industries

Sporting Goods, Hobby, Book and Music Stores

NAICS:45113

3/5

Sewing and Needlecraft Stores

Leakage/Surplus Factor

100

Retail Gap

\$173,927

Leakage/Surplus Factor

100

Retail Gap

\$1,097,865

Leakage/Surplus Factor

4

Retail Gap

\$198,967

Retail Potential

\$173,927

Retail Sales

\$0

Retail Potential

\$1,097,865

Retail Sales

\$0

Retail Potential

\$2,314,312

Retail Sales

\$2,115,345

No. of Businesses in the Area

0

No. of Businesses in the Area

0

No. of Businesses in the Area

5

No. of Employees

0

No. of Employees

0

No. of Employees

21

NAICS:45114

4/5

Musical Instrument Stores

Leakage/Surplus Factor

100

Retail Gap

\$160,275

Leakage/Surplus Factor

70

Retail Gap

\$821,579

Leakage/Surplus Factor

-5

Retail Gap

-\$229,452

Retail Potential

\$160,275

Retail Sales

\$0

Retail Potential

\$1,001,506

Retail Sales

\$179,927

Retail Potential

\$2,109,595

Retail Sales

\$2,339,047

No. of Businesses in the Area

0

No. of Businesses in the Area

1

No. of Businesses in the Area

5

No. of Employees

0

No. of Employees

2

No. of Employees

26



RETAIL OPPORTUNITY PROFILE

1 mile

3 miles

5 miles

NAICS:451

5 Industries

Sporting Goods, Hobby, Book and Music Stores

NAICS:45121

5/5


Book Stores

Leakage/Surplus Factor



Retail Gap \$577,189

Leakage/Surplus Factor



Retail Gap -\$1,502,297

Leakage/Surplus Factor



Retail Gap -\$10,867,176

Retail Potential \$689,483

Retail Sales \$112,294

Retail Potential \$4,336,988

Retail Sales \$5,839,285

Retail Potential \$9,121,145

Retail Sales \$19,988,322

No. of Businesses in the Area 1

No. of Employees 1

No. of Businesses in the Area 4

No. of Employees 52

No. of Businesses in the Area 14

No. of Employees 178



RETAIL OPPORTUNITY PROFILE

1 mile

3 miles

5 miles

NAICS:452

3 Industries

General Merchandise Stores

NAICS:45211

1/3

Department Stores

Leakage/Surplus Factor

91

Leakage/Surplus Factor

39

Leakage/Surplus Factor

33

Retail Gap \$7,427,330

Retail Gap \$27,289,784

Retail Gap \$50,399,067

Retail Potential \$7,802,624

Retail Potential \$48,531,436

Retail Potential \$101,814,372

Retail Sales \$375,294

Retail Sales \$21,241,652

Retail Sales \$51,415,305

No. of Businesses in the Area 1

No. of Businesses in the Area 10

No. of Businesses in the Area 20

No. of Employees 5

No. of Employees 283

No. of Employees 685

NAICS:45291

2/3

Warehouse Superstores

Leakage/Surplus Factor

100

Leakage/Surplus Factor

100

Leakage/Surplus Factor

68

Retail Gap \$19,583,712

Retail Gap \$121,646,613

Retail Gap \$206,518,766

Retail Potential \$19,583,712

Retail Potential \$121,646,613

Retail Potential \$255,444,433

Retail Sales \$0

Retail Sales \$0

Retail Sales \$48,925,666

No. of Businesses in the Area 0

No. of Businesses in the Area 0

No. of Businesses in the Area 3

No. of Employees 0

No. of Employees 0

No. of Employees 23



RETAIL OPPORTUNITY PROFILE

1 mile

3 miles

5 miles

NAICS:452

3 Industries

General Merchandise Stores

NAICS:45299

3/3

Other General Merchandise Stores

Leakage/Surplus Factor

-21

Retail Gap

-\$1,607,171

Leakage/Surplus Factor

-45

Retail Gap

-\$29,954,332

Leakage/Surplus Factor

-38

Retail Gap

-\$48,150,527

Retail Potential

\$2,956,086

Retail Sales

\$4,563,257

Retail Potential

\$18,362,502

Retail Sales

\$48,316,836

Retail Potential

\$38,551,347

Retail Sales

\$86,701,880

No. of Businesses in the Area

5

No. of Businesses in the Area

33

No. of Businesses in the Area

59

No. of Employees

17

No. of Employees

180

No. of Employees

323



RETAIL OPPORTUNITY PROFILE

1 mile

3 miles

5 miles

NAICS:453

8 Industries

Miscellaneous Store Retailers

NAICS:45311

1/8

Florists

Leakage/Surplus Factor

1

Retail Gap

\$1,820

Leakage/Surplus Factor

-3

Retail Gap

-\$62,990

Leakage/Surplus Factor

-34

Retail Gap

-\$1,928,577

Retail Potential

\$143,080

Retail Potential

\$885,470

Retail Potential

\$1,845,080

Retail Sales

\$141,260

Retail Sales

\$948,460

Retail Sales

\$3,773,657

No. of Businesses in the Area

1

No. of Businesses in the Area

12

No. of Businesses in the Area

37

No. of Employees

7

No. of Employees

47

No. of Employees

187

NAICS:45321

2/8

Office and Stationery Stores

Leakage/Surplus Factor

100

Retail Gap

\$398,574

Leakage/Surplus Factor

81

Retail Gap

\$2,230,665

Leakage/Surplus Factor

2

Retail Gap

\$212,356

Retail Potential

\$398,574

Retail Potential

\$2,487,751

Retail Potential

\$5,225,534

Retail Sales

\$0

Retail Sales

\$257,086

Retail Sales

\$5,013,178

No. of Businesses in the Area

0

No. of Businesses in the Area

1

No. of Businesses in the Area

6

No. of Employees

0

No. of Employees

2

No. of Employees

39



RETAIL OPPORTUNITY PROFILE

1 mile

3 miles

5 miles

NAICS:453

8 Industries

Miscellaneous Store Retailers

NAICS:45322

3/8

Gift and Souvenir Stores

Leakage/Surplus Factor

100

Retail Gap

\$493,431

Leakage/Surplus Factor

73

Retail Gap

\$2,587,682

Leakage/Surplus Factor

23

Retail Gap

\$2,375,537

Retail Potential \$493,431

Retail Sales \$0

Retail Potential \$3,068,764

Retail Sales \$481,082

Retail Potential \$6,430,375

Retail Sales \$4,054,838

No. of Businesses in the Area 0

No. of Businesses in the Area 7

No. of Businesses in the Area 33

No. of Employees 0

No. of Employees 14

No. of Employees 118

NAICS:45331

4/8

Used Merchandise Stores

Leakage/Surplus Factor

-56

Retail Gap

-\$702,571

Leakage/Surplus Factor

-18

Retail Gap

-\$744,591

Leakage/Surplus Factor

-19

Retail Gap

-\$1,692,300

Retail Potential \$277,933

Retail Sales \$980,504

Retail Potential \$1,733,902

Retail Sales \$2,478,493

Retail Potential \$3,645,993

Retail Sales \$5,338,293

No. of Businesses in the Area 1

No. of Businesses in the Area 15

No. of Businesses in the Area 49

No. of Employees 36

No. of Employees 91

No. of Employees 196



RETAIL OPPORTUNITY PROFILE

1 mile

3 miles

5 miles

NAICS:453

8 Industries

Miscellaneous Store Retailers

NAICS:45391

5/8

Pet and Pet Supply Stores

Leakage/Surplus Factor

75

Leakage/Surplus Factor

60

Leakage/Surplus Factor

63

Retail Gap \$1,411,793

Retail Gap \$7,583,842

Retail Gap \$16,394,693

Retail Potential \$1,643,528

Retail Potential \$10,132,924

Retail Potential \$21,261,122

Retail Sales \$231,735

Retail Sales \$2,549,082

Retail Sales \$4,866,429

No. of Businesses in the Area 1

No. of Businesses in the Area 4

No. of Businesses in the Area 5

No. of Employees 1

No. of Employees 11

No. of Employees 21

NAICS:45392

6/8

Art Dealers

Leakage/Surplus Factor

100

Leakage/Surplus Factor

30

Leakage/Surplus Factor

-21

Retail Gap \$129,900

Retail Gap \$374,916

Retail Gap -\$918,736

Retail Potential \$129,900

Retail Potential \$814,084

Retail Potential \$1,716,273

Retail Sales \$0

Retail Sales \$439,168

Retail Sales \$2,635,009

No. of Businesses in the Area 0

No. of Businesses in the Area 2

No. of Businesses in the Area 7

No. of Employees 0

No. of Employees 3

No. of Employees 18



RETAIL OPPORTUNITY PROFILE

1 mile

3 miles

5 miles

NAICS:453

8 Industries

Miscellaneous Store Retailers

NAICS:45393

7/8

Mobile Home Dealers

Leakage/Surplus Factor

100

Retail Gap

\$239,162

Retail Potential

\$239,162

Retail Sales

\$0

No. of Businesses in the Area

0

No. of Employees

0

Leakage/Surplus Factor

34

Retail Gap

\$752,097

Retail Potential

\$1,472,336

Retail Sales

\$720,239

No. of Businesses in the Area

1

No. of Employees

4

Leakage/Surplus Factor

62

Retail Gap

\$2,344,346

Retail Potential

\$3,064,585

Retail Sales

\$720,239

No. of Businesses in the Area

1

No. of Employees

4

NAICS:45399

8/8

Other Miscellaneous Retail Stores

Leakage/Surplus Factor

32

Retail Gap

\$355,096

Retail Potential

\$737,560

Retail Sales

\$382,464

No. of Businesses in the Area

7

No. of Employees

17

Leakage/Surplus Factor

33

Retail Gap

\$2,299,319

Retail Potential

\$4,616,597

Retail Sales

\$2,317,278

No. of Businesses in the Area

51

No. of Employees

103

Leakage/Surplus Factor

3

Retail Gap

\$632,554

Retail Potential

\$9,744,172

Retail Sales

\$9,111,618

No. of Businesses in the Area

141

No. of Employees

405



RETAIL OPPORTUNITY PROFILE

1 mile

3 miles

5 miles

NAICS:454

4 Industries

Nonstore Retailers

NAICS:45411

1/4

Mail Order and Catalog Stores

Leakage/Surplus Factor

100

Retail Gap

\$11,411,640

Leakage/Surplus Factor

53

Retail Gap

\$49,073,416

Leakage/Surplus Factor

11

Retail Gap

\$29,055,479

Retail Potential

\$11,411,640

Retail Sales

\$0

Retail Potential

\$70,983,371

Retail Sales

\$21,909,955

Retail Potential

\$149,038,567

Retail Sales

\$119,983,087

No. of Businesses in the Area

0

No. of Businesses in the Area

4

No. of Businesses in the Area

25

No. of Employees

0

No. of Employees

21

No. of Employees

115

NAICS:45421

2/4

Vending Machines

Leakage/Surplus Factor

100

Retail Gap

\$322,356

Leakage/Surplus Factor

100

Retail Gap

\$2,009,269

Leakage/Surplus Factor

-30

Retail Gap

-\$3,694,456

Retail Potential

\$322,356

Retail Sales

\$0

Retail Potential

\$2,009,269

Retail Sales

\$0

Retail Potential

\$4,219,808

Retail Sales

\$7,914,264

No. of Businesses in the Area

0

No. of Businesses in the Area

0

No. of Businesses in the Area

4

No. of Employees

0

No. of Employees

0

No. of Employees

37



RETAIL OPPORTUNITY PROFILE

1 mile

3 miles

5 miles

NAICS:454

4 Industries

Nonstore Retailers

NAICS:45431

3/4

Fuel Dealers

Leakage/Surplus Factor

100

Retail Gap

\$1,132,954

Retail Potential

\$1,132,954

Retail Sales

\$0

Leakage/Surplus Factor

31

Retail Gap

\$3,277,266

Retail Potential

\$6,957,818

Retail Sales

\$3,680,551

No. of Businesses in the Area

2

No. of Employees

12

Leakage/Surplus Factor

24

Retail Gap

\$5,600,200

Retail Potential

\$14,494,868

Retail Sales

\$8,894,666

No. of Businesses in the Area

6

No. of Employees

29

NAICS:45439

4/4

Other Direct Selling Establishments

Leakage/Surplus Factor

100

Retail Gap

\$884,753

Retail Potential

\$884,753

Retail Sales

\$0

Leakage/Surplus Factor

79

Retail Gap

\$4,861,069

Retail Potential

\$5,498,083

Retail Sales

\$637,014

No. of Businesses in the Area

3

No. of Employees

8

Leakage/Surplus Factor

68

Retail Gap

\$9,311,764

Retail Potential

\$11,541,312

Retail Sales

\$2,229,548

No. of Businesses in the Area

11

No. of Employees

28



RETAIL OPPORTUNITY PROFILE

1 mile

3 miles

5 miles

NAICS:721

3 Industries

Accommodation Services

NAICS:7211

1/3

Hotels and Other Travel Accommodations

Leakage/Surplus Factor



Retail Gap \$1,423,719

Leakage/Surplus Factor



Retail Gap \$7,558,347

Leakage/Surplus Factor



Retail Gap -\$61,050,945

Retail Potential \$1,457,504

Retail Sales \$33,785

Retail Potential \$9,078,688

Retail Sales \$1,520,341

Retail Potential \$19,104,907

Retail Sales \$80,155,853

No. of Businesses in the Area 1

No. of Employees 2

No. of Businesses in the Area 22

No. of Employees 90

No. of Businesses in the Area 110

No. of Employees 4,745

NAICS:7212

2/3

RV Parks

Leakage/Surplus Factor




Retail Gap -\$180,563

Leakage/Surplus Factor



Retail Gap -\$106,324

Leakage/Surplus Factor



Retail Gap -\$76,039

Retail Potential \$14,788

Retail Sales \$195,351

Retail Potential \$89,027

Retail Sales \$195,351

Retail Potential \$185,187

Retail Sales \$261,226

No. of Businesses in the Area 1

No. of Employees 86

No. of Businesses in the Area 1

No. of Employees 86

No. of Businesses in the Area 9

No. of Employees 115



RETAIL OPPORTUNITY PROFILE

1 mile

3 miles

5 miles

NAICS:721

3 Industries

Accommodation Services

NAICS:7213

3/3

Rooming and Boarding Houses

Leakage/Surplus Factor

100

Retail Gap

\$9,772

Retail Potential

\$9,772

Retail Sales

\$0

No. of Businesses in the Area

0

No. of Employees

0

Leakage/Surplus Factor

8

Retail Gap

\$9,766

Retail Potential

\$62,525

Retail Sales

\$52,759

No. of Businesses in the Area

1

No. of Employees

3

Leakage/Surplus Factor

-33

Retail Gap

-\$130,097

Retail Potential

\$133,699

Retail Sales

\$263,796

No. of Businesses in the Area

3

No. of Employees

15



RETAIL OPPORTUNITY PROFILE

1 mile

3 miles

5 miles

NAICS:722

4 Industries

Food Services and Drinking Places

NAICS:7221

1/4

Full Service Restaurants

Leakage/Surplus Factor

8

Retail Gap \$2,434,366

Retail Potential \$15,554,808

Retail Sales \$13,120,442

No. of Businesses in the Area 27

No. of Employees 253

Leakage/Surplus Factor

-4

Retail Gap -\$8,105,136

Retail Potential \$96,806,550

Retail Sales \$104,911,685

No. of Businesses in the Area 229

No. of Employees 2,023

Leakage/Surplus Factor

-19

Retail Gap -\$98,568,385

Retail Potential \$203,512,970

Retail Sales \$302,081,353

No. of Businesses in the Area 566

No. of Employees 5,825

NAICS:7222

2/4

Limited Service Restaurants

Leakage/Surplus Factor

14

Retail Gap \$1,795,682

Retail Potential \$7,228,301

Retail Sales \$5,432,619

No. of Businesses in the Area 6

No. of Employees 92

Leakage/Surplus Factor

-22

Retail Gap -\$25,054,659

Retail Potential \$44,978,889

Retail Sales \$70,033,548

No. of Businesses in the Area 77

No. of Employees 1,186

Leakage/Surplus Factor

-21

Retail Gap -\$49,586,708

Retail Potential \$94,554,853

Retail Sales \$144,141,560

No. of Businesses in the Area 198

No. of Employees 2,441



RETAIL OPPORTUNITY PROFILE

1 mile

3 miles

5 miles

NAICS:722

4 Industries

Food Services and Drinking Places

NAICS:7223

3/4

Special Food Services and Catering

Leakage/Surplus Factor

-13

Retail Gap -\$713,596

Retail Potential \$2,313,395

Retail Sales \$3,026,991

No. of Businesses in the Area 3

No. of Employees 20

Leakage/Surplus Factor

-5

Retail Gap -\$1,503,851

Retail Potential \$14,387,853

Retail Sales \$15,891,704

No. of Businesses in the Area 14

No. of Employees 105

Leakage/Surplus Factor

-56

Retail Gap -\$77,678,728

Retail Potential \$30,233,505

Retail Sales \$107,912,234

No. of Businesses in the Area 49

No. of Employees 713

NAICS:7224

4/4

Drinking Places

Leakage/Surplus Factor

7

Retail Gap \$83,253

Retail Potential \$646,241

Retail Sales \$562,988

No. of Businesses in the Area 5

No. of Employees 22

Leakage/Surplus Factor

11

Retail Gap \$823,120

Retail Potential \$4,047,504

Retail Sales \$3,224,384

No. of Businesses in the Area 25

No. of Employees 126

Leakage/Surplus Factor

-6

Retail Gap -\$1,005,243

Retail Potential \$8,565,551

Retail Sales \$9,570,793

No. of Businesses in the Area 79

No. of Employees 374